

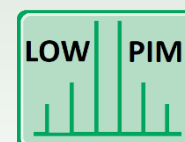


DS038509-3  
4/9/2026

## 3 dBd HD LTE omni antenna 790 - 960 MHz, Low PIM

### Description

- The 104P-84D-3- Series colinear antennas are designed for LTE/GSM applications where a durable and high-performance antenna is required
- The center-fed dipole design and feed network gives a stable radiation pattern across a wide bandwidth, and allows tilted beam designs to be effectively employed without large pattern distortions.
- High quality materials and manufacturing techniques are employed to ensure that the antenna has excellent intermodulation performance & wide bandwidth characteristics for multi-channel trunked radio communication systems.
- The antenna has been designed to withstand lightning strikes.
- Low PIM rating.



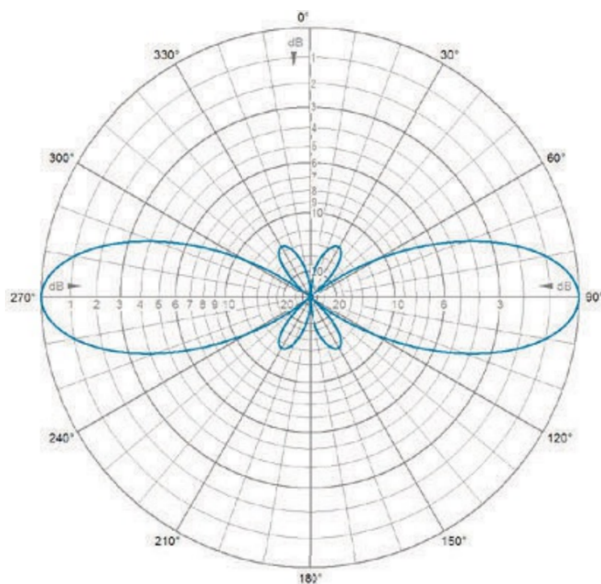
### Specifications

Electrical	
Model	104P-84D-3-X-XX-XX (see model number table below)
Frequency	790 - 960 MHz
Max. Input Power	350 W
Omni Deviation	< ± 1 dB
Polarization	Vertical
Peak Instantaneous Power (PIP)	25 kW
3 dB Beamwidth, E-Plane	32° ±1°
3 dB Beamwidth, H-Plane	Omnidirectional
Impedance	50 Ω
Gain	3 dBd (5.2 dBi)
VSWR	< 1.5:1
Passive Intermodulation	-153 dBc (3rd Order, 2 x Tx @ 43 dBm)
Lightning Protection Lightning current handling capability	200 kA According to EN 62305-1 (Test pulse 10/350 μs)
Antistatic Protection	All metal parts DC-grounded (Connector shows a DC-short)

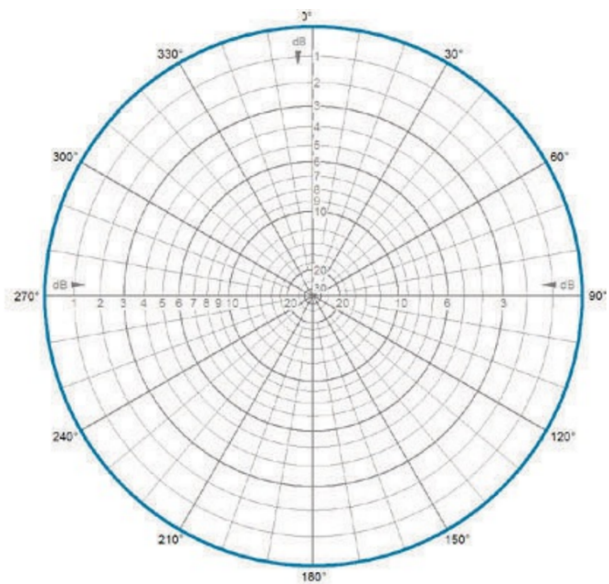
Mechanical	
Connection(s)	7/16 DIN(f) or 4.3-10(f)
Materials	Antenna Base: Aluminum Shroud: GRP tube 53 mm dia.
Mounting Section	Al. tube 63.5 mm dia. x 350 mm long
Dimensions	1124 (l) x 53 (dia.) mm / 44.25 x 2.09 (dia.) in.
Wind Load	89 N (160 km/h)
Weight	Approx. 5.5 kg / 12.13 lb.

Environmental	
Survival Wind Speed	300 km/h
Ingress Protection	IP56

### Radiation Pattern



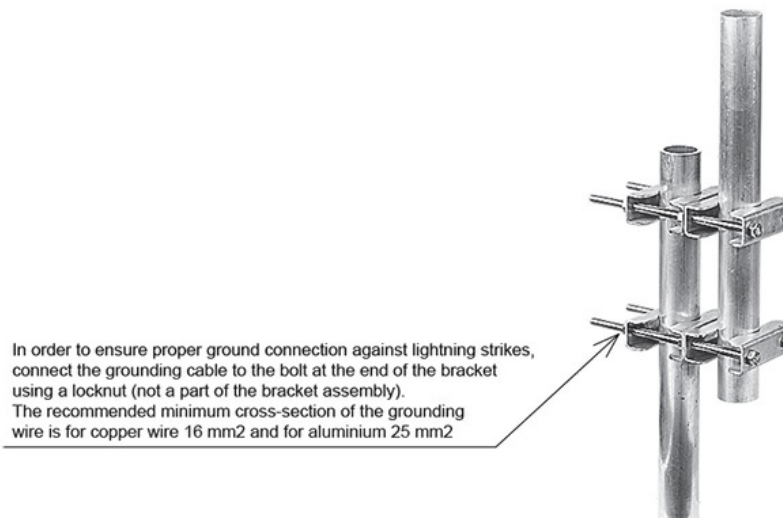
E-Plane | 875 MHz



H-Plane | 875 MHz

Model	Description	Type	Frequency Range
104P-84D-3-0-07-D7	3 dBd LTE/GSM omni antenna, low PIM	7/16 DIN(f); 0° Electrical Tilt	790 - 960 MHz
104P-84D-3-3-07-D7	3 dBd LTE/GSM omni antenna, low PIM	7/16 DIN(f); 3° Electrical Tilt	790 - 960 MHz
104P-84D-3-6-07-D7	3 dBd LTE/GSM omni antenna, low PIM	7/16 DIN(f); 6° Electrical Tilt	790 - 960 MHz
104P-84D-3-0-07-D4	3 dBd LTE/GSM omni antenna, low PIM	4.3-10(f); 0° Electrical Tilt	790 - 960 MHz
104P-84D-3-3-07-D4	3 dBd LTE/GSM omni antenna, low PIM	4.3-10(f); 3° Electrical Tilt	790 - 960 MHz
104P-84D-3-6-07-D4	3 dBd LTE/GSM omni antenna, low PIM	4.3-10(f); 6° Electrical Tilt	790 - 960 MHz
<b>Accessories</b>			
91-00-104-01	Galvanized steel parallel bracket	38 - 120 mm (PAIR)	NA
91-00-104-02	Extruded Parallel Tube Clamp	50 - 76 mm	NA

## Mounting Details



Example mounting shown - Model: 91-00-104-01, Galvanized steel parallel bracket